

## THE EFFECT OF HALO- AND HYDRO-PRIMING ON GERMINATION CHARACTERISTICS OF MILLET SEEDS UNDER SALINITY STRESS

M.A. AGHBOLAGHI<sup>1\*</sup>, M. SEDGHI<sup>1</sup>

\*E-mail: Asadi.ma66@gmail.com

Received October 21, 2013

**ABSTRACT.** Low seed germination and seedling emergence is one of the main problems in saline areas. Seed priming technique has been known as a challenge to improve germination and seedling emergence under different environmental stresses. The objective of this research was to evaluate the effect of seed priming with NaCl and water on growth and seed reserve utilization of millet seeds under salinity stress. Treatments were combinations of four levels of salinity stress (0, -4, -8 and -12 bar) and three levels of seed priming and control with three replicates. Results showed that with increase in salinity stress, germination components such as germination percentage, germination index, mean time to germination, normal seedling percentage, seedling length, seedling dry weight of utilized (mobilized) seed and seed reserve utilization efficiency decreased, but seed priming showed lower reduction. The highest germination characteristics and seed reserve utilization was obtained by halo-priming in control conditions. It is concluded that priming results in improvement in germination components of millet in salinity stress conditions.

**Key words:** Seed priming; Salinity stress; Germination characteristics; Seed reserve utilization.

### INTRODUCTION

Early stages of seed germination are usually the most critical stage in life cycle successful crop production (Almansouri *et al.*, 2001). Salinity stress has become a critical problem worldwide due to its dramatic effects on plant physiology and performance. Over 400 Mha across the world are affected by salinity that is about 25 % of the world's total area (Ghassemi *et al.*, 1995).

Salinity delays the onset stage of germination, reduces the rate and increases the dispersion of germination characteristics, resulting in reduced plant growth and final crop yield (Ashraf and Foolad, 2005). Also Patade *et al.* (2011) reported that increases salinity treatments lead to

---

<sup>1</sup> Faculty of Agricultural Sciences, University of Mohaghegh Ardabili, Ardabil, Iran

growth reduction. It also reduces germination percentage and seedling weight. Ansari and Sharif Zadeh (2012) reported that stress conditions lead to reduction of growth and plant developments.

Seed treatments for enhances germination characteristics are an efficient method for increasing seed vigor and germination uniformity, as well as the growth of seedlings of many crops under stress conditions (Bajehbaj, 2010; Ansari and Sarif Zadeh, 2012). Ansari *et al.* (2012) reported that seed priming can be taken to counteract the adverse effects of abiotic stress. Many researchers reported that seed treatments improvement seed germination indexes under stress conditions (Ansari *et al.*, 2012; Ansari and Sharif-Zadeh, 2012; Ansari and Sharif Zadeh, 2013). Also, seed priming increases seed reserve utilization, seedling dry weight and seed reserve depletion percentage in mountain rye (Ansari *et al.*, 2012) and wheat (Soltani *et al.*, 2006). In monocotyledon plants like wheat (Soltani *et al.*, 2006) and mountain rye (Ansari *et al.*, 2012), gibberellic acid after synthesis in the scutellum migrates in to the aleurone layer. The heterotrophic seedling growth (mg per seedling) could be quantitatively described as the product of the following two components: the weight of mobilized seed reserve (WMSR; mg per seed), and the conversion efficiency of mobilized seed reserve to seedling tissue (mg mg<sup>-1</sup>) (Soltani *et al.*, 2006; Ansari *et al.*, 2012).

Therefore, this experimental aimed to evaluate the effect of halo and hydro priming on seed reserve utilization of millet seeds under salinity stress.

## MATERIAL AND METHODS

The study was conducted in the Faculty of Agricultural Sciences, University of Mohaghegh Ardabili, Ardabil, Iran.

Salinity stress at osmotic potentials of 0 (as control), - 4, -8 and -12 bar were adjusted using NaCl before the start of the experiment.

For halo-priming, seeds were immersed in density of -5 bar NaCl for 15 h at 10°C and for hydro priming, seeds immersed in water for 15 h at 10°C under dark conditions. Then, the seeds were rinsed with distilled water three times. The treated seeds were surface-dried to match their original moisture content at 15°C for 24 h (Ansari *et al.*, 2012).

Seeds were germinated in 9 cm Petri dishes with two Whatman No. 1 filter papers moistened with the appropriate solutions or distilled water for 0 MPa. Fifty seeds per dish were used for each treatment. Seeds were incubated in the dark at 25 ± 1 °C in an incubator for 7 days. Three replicates of 50 seeds were weighed (W1), dried at 104°C for 24 h and then reweighed (W2). Seed water content was calculated as [(W1-W2)/W2]. The initial seed dry weight was calculated using the data for seed water content and W1. After, test time expiration, germination percentage. Also, after 7 days, oven-dried weight of seedlings was determined. The weight of utilized (mobilized) seed reserve was calculated as the dry weight of the original seed minus the dry weight of the seed remnant. Seed reserve utilization

## EFFECT OF HALO- AND HYDRO-PRIMING ON GERMINATION CHARACTERISTICS OF MILLET

efficiency was estimated by dividing seedling dry weight by the utilized seed reserve (Soltani *et al.*, 2006; Ansari *et al.*, 2012).

The experimental design was two factors factorial (seed treatment × drought stress) arranged in a completely randomized design with three replicates. All data were analyzed statistically by analysis of variance using MSTAT-C software. Mean comparisons were performed using an ANOVA protected least significant difference (Duncan) ( $P < 0.01$ ) test.

### RESULTS AND DISCUSSION

Analyze of variance for priming showed that treatment × salinity stress interaction was significantly ( $P < 0.01$ ) for all traits (Data not shown).

Our results showed that the highest germination percentage was attained from halo and hydro priming in control conditions (*Fig. 1*). The minimum germination percentage was obtained from unprimed in osmotic pressure -12 bar (*Fig. 1*), but priming by NaCl and water increased germination percentage in this conditions. Also, results showed that the highest germination index (*Fig. 2*), the minimum mean time to germination (*Fig. 3*), normal seedling percentage (*Fig. 4*) and seedling length (*Fig. 5*) were attained from as halo-priming in control conditions. Therefore, our results showed that increases salinity osmotic pressures, lead to growth reduction. Patade *et al.* (2011) reported that increases salinity treatments lead to growth reduction. Ansari and Sharif Zadeh (2012)

reported that stress conditions lead to reduction of growth and plant developments. Also, the results are in agreement with the earlier study who reported that the significant reduction in the germination as well as growth of other crops under stress conditions. Okçu *et al.* (2005), Ansari *et al.* (2012), Soltani *et al.* (2006) also reported that priming increased germination percentage under stress conditions.

Results showed that in NaCl osmotic pressures, priming had a greater weight of utilized (mobilized) seed reserve and seedling dry weight than unprimed (*Figs. 6 and 7*). Other researchers reported that priming increased weight of utilized (mobilized) seed reserve and seedling dry weight as compared to unprimed seed also this traits decline under stress conditions (Ansari *et al.*, 2012; Soltani *et al.*, 2006).

The highest seed reserve utilization efficiency obtained from unprimed in -8 bar osmotic pressure condition (*Fig. 8*), but in higher levels of osmotic pressures the highest seed reserve utilization efficiency was attained from halo and hydro priming (*Fig. 8*). Thus priming lead to improvement in mentioned traits in millet seeds under salinity stress.

These results agree whit those of Ansari *et al.* (2012) and Soltani *et al.* (2006). Decline in seed reserve utilization efficiency to stress conditions were also reported by other researchers (Soltani *et al.*, 2006; Sadeghi *et al.*, 2011; Ansari *et al.*, 2012). Decline in seedling growth and different indices of seeds under stress

conditions also reported for wheat (Soltani *et al.*, 2006), tomato (Bhatt and Srinivasa-Rao, 1987), mountain

rye (Ansari *et al.*, 2012; Ansari and Sharif Zadeh, 2012) and mung bean (De and Kar, 1995).

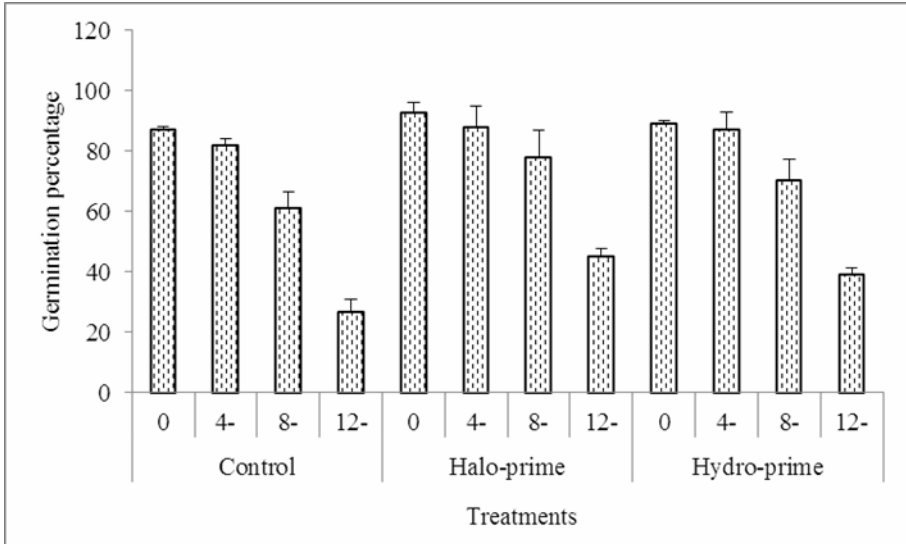


Figure 1 - The effect of priming on germination percentage of millet seeds under salinity stress

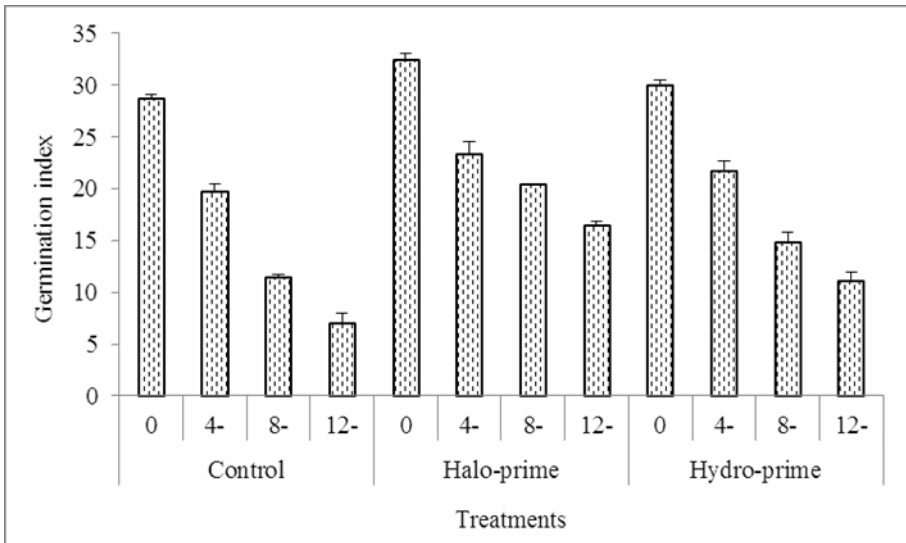


Figure 2 - The effect of priming on germination index of millet seeds under salinity stress

EFFECT OF HALO- AND HYDRO-PRIMING ON GERMINATION CHARACTERISTICS OF MILLET

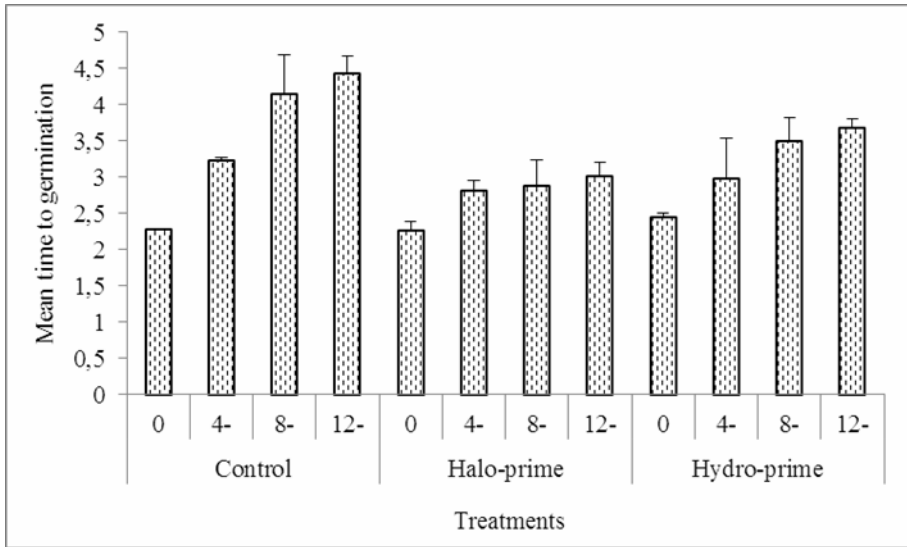


Figure 3 - The effect of priming on mean time to germination of millet seeds under salinity stress

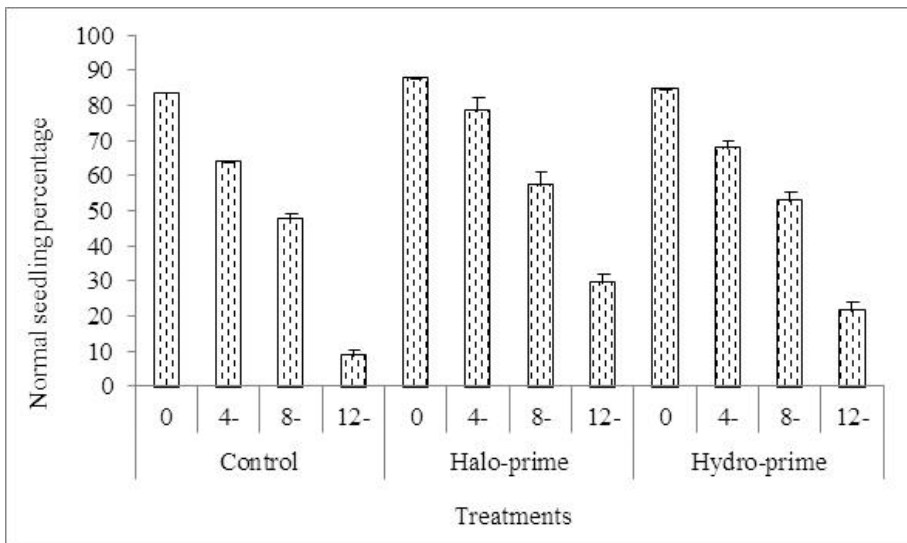


Figure 4 - The effect of priming on normal seedling percentage of millet seeds under salinity stress

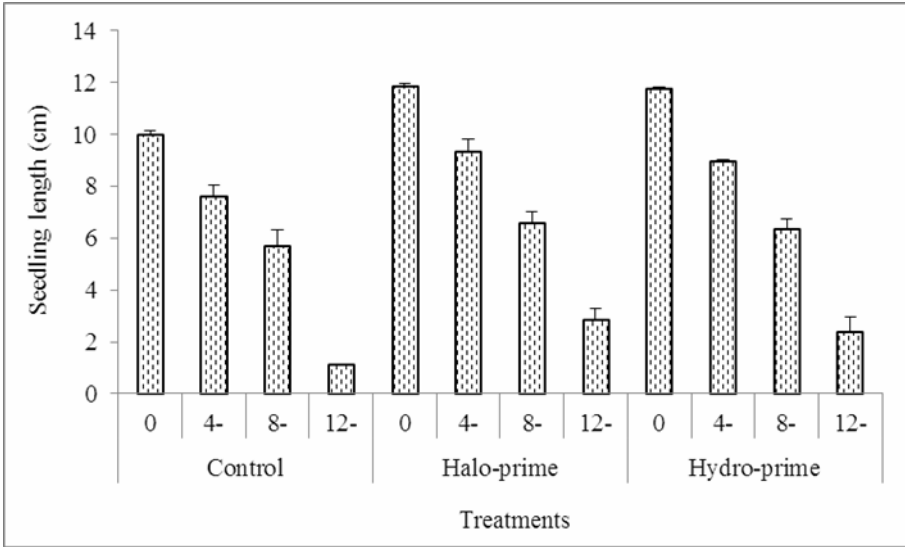


Figure 5 - The effect of priming on seedling length of millet seeds under salinity stress

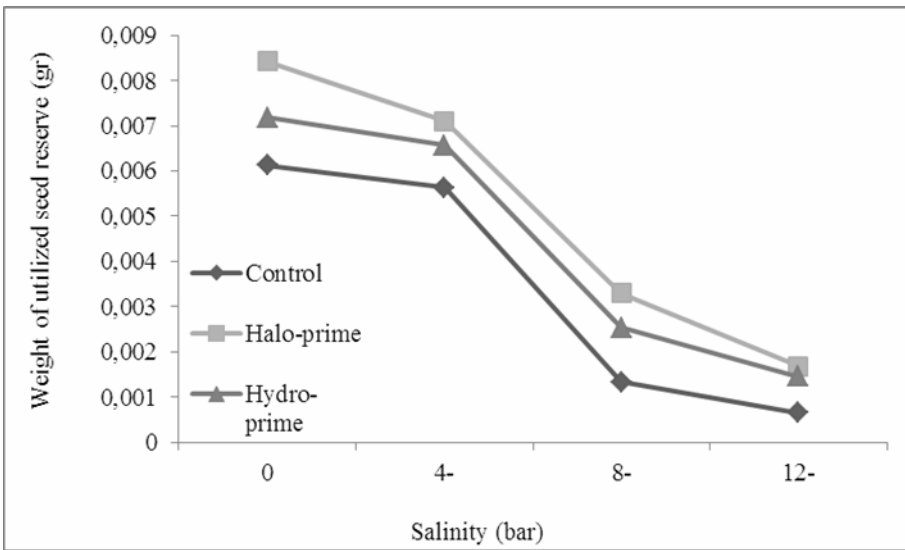
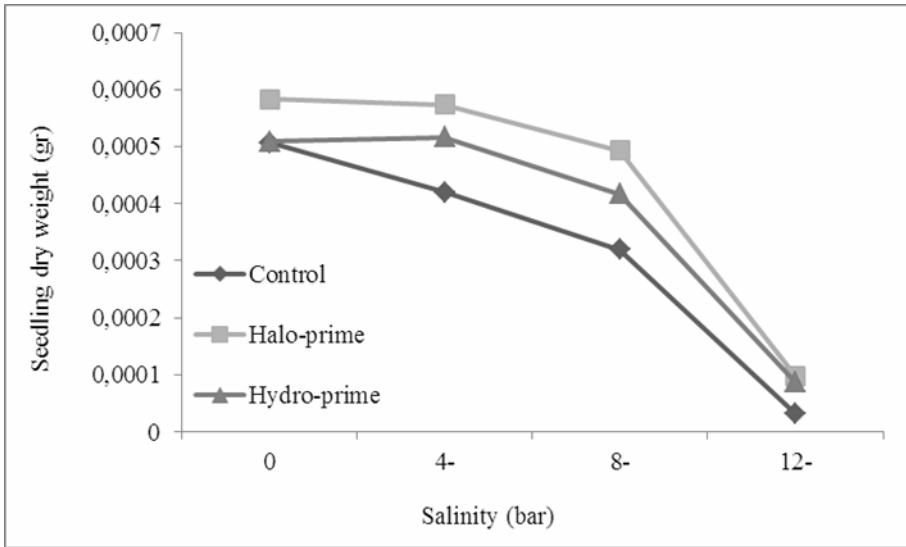
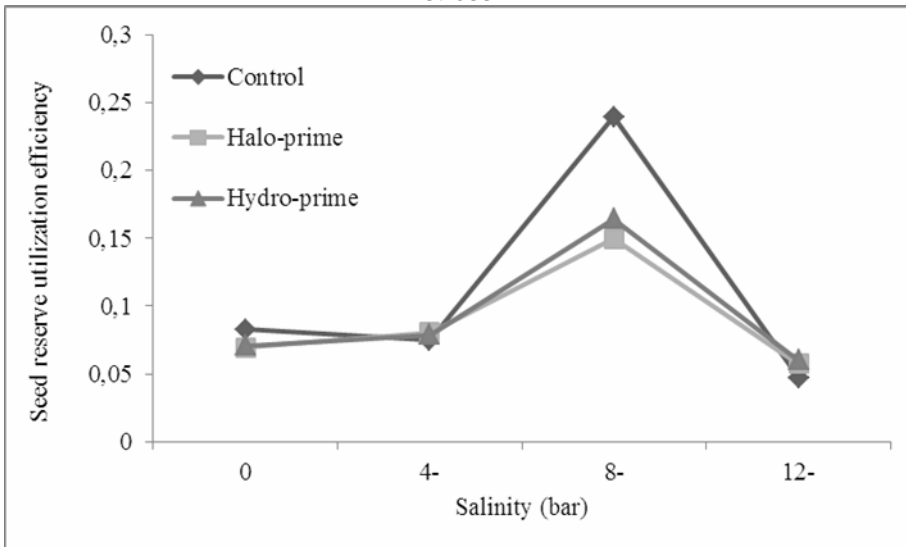


Figure 6 - The effect of priming on weight of utilized seed reserve of millet seeds under salinity stress

**EFFECT OF HALO- AND HYDRO-PRIMING ON GERMINATION CHARACTERISTICS OF MILLET**



**Figure 7 - The effect of priming on seedling dry weight of millet seeds under salinity stress**



**Figure 8 - The effect of priming on seed reserve utilization efficiency of millet seeds under salinity stress**

## CONCLUSION

Priming increased germination characteristics as compared to the unprimed. The highest germination characteristics were obtained from priming by halo and hydro priming in control conditions. Priming improved seed reserve utilization such as: weight of utilized (mobilized) seed reserve, seed reserve utilization efficiency and seedling growth in millet seeds under salinity stress.

## REFERENCES

- Almansouri M., Kinet J.M., Lutts S., 2001 - Effect of salt and osmotic stresses on germination in durum wheat (*Triticum durum* Desf). Plant and Soil., 231: 243-254.
- Ashraf M., Foolad M.R., 2005 - Pre-sowing seed treatment-a shotgun approach to improve germination growth and crop yield under saline and non-saline conditions. Advan. Agron., 88, 223-271.
- Ansari O., Choghazardi H.R., Sharif Zadeh F., Nazarli H., 2012 - Seed reserve utilization and seedling growth of treated seeds of mountain rye (*Secale montanum*) as affected by drought stress. Cercetări Agronomice în Moldova, 2 (150): 43-48.
- Ansari O., Azadi M.S., Sharif Zadeh F., Younesi E., 2013 - Effect of hormone priming on germination characteristics and enzyme activity of mountain rye (*Secale montanum*) seeds under drought stress conditions. Journal of Stress Physiology & Biochemistry, 9 (3) :61-71.
- Ansari O., Sharif Zadeh F., 2012 - Osmo and hydro priming improvement germination characteristics and enzyme activity of mountain rye (*Secale montanum*) seeds under drought stress. Journal of Stress Physiology & Biochemistry, 8 (4): 253- 261.
- Bajehbaj A.A., 2010 - The effects of NaCl priming on salt tolerance in sunflower germination and seedling grown under salinity conditions. African Journal of Biotechnology, 9:1764-1770.
- Bhatt R.M., Srinivasa-Rao N.K., 1987 - Seed germination and seedling growth responses of tomato cultivars to imposed water stress. J. Hort. Sci., 62, 221-225.
- De R., Kar P., 1995 - Seed germination and seedling growth of mung bean (*Vigna radiata*) under water stress induced by PEG-6000. Seed Sci. Technol., 23, 301-308.
- Ghassemi F., Jakeman A.J., Nik H.A., 1995 - Salinisation of land and water resources. Human causes, extent, management and case studies, University of New South Wales Press, Sydney, p. 526.
- Okçu G., Kaya M.D., Atak M., 2005 - Effect of salt and drought stresses on germination and seedling growth of pea (*Pisum sativum* L.). Turk. J. Agric. For., 29: 237-242.
- Patade V.Y., Maya K., Zakwan A., 2011 - Seed priming mediated germination improvement and tolerance to subsequent exposure to cold and salt stress in capsicum. Res. J. Seed Sci., 4 (3):125-136.
- Sadeghi H., Khazaei F., Yari Leila, Sheidaei S., 2011 - Effect of seed osmopriming on seed germination behavior and vigor of soybean (*Glycine max* L.). ARPN Journal of Agricultural and Biological Science, 6(1).
- Soltani A., Gholipoor M., Zeinali E., 2006 - Seed reserve utilization and seedling growth of wheat as affected by drought and salinity. Environmental and Experimental Botany, 55:195-200.