

FLY ASH MAGNETIC ADSORBENT FOR CADMIUM ION REMOVAL FROM AN AQUEOUS SOLUTION

Gabriela BUEMA¹, Nicoleta LUPU¹, Horia CHIRIAC¹,
Dumitru Daniel HEREA¹, Lidia FAVIER², Gabriela CIOBANU³,
Loredana FORMINTE (LITU)³, Maria HARJA^{3,*}

*E-mail: mharja@tuiasi.ro

Received: Mar. 02, 2021. Revised: Mar. 17, 2021 Accepted: Mar. 26, 2021. Published online: Mar. 31, 2021

ABSTRACT. The fly ash generated from a Romanian power plant was used as a starting material in this study. The aim of the study was to obtain a low cost material based on the treatment of fly ash with Fe_3O_4 for utilization as an adsorbent for cadmium ion removal. The adsorbent that was synthesized was characterized using different techniques. The adsorption process was investigated by the batch technique at room temperature. The quantity of cadmium ion adsorbed was measured spectrophotometrically. The experimental data showed that the material can remove cadmium ions at all three working concentrations. The adsorption capacity increased with an increase in concentration, respectively contact time. The results were analyzed through two kinetic models: pseudo first order and pseudo second order. The kinetics results of cadmium adsorption onto a magnetic material are in good agreement with a pseudo second order

model, with a maximum adsorption capacity of 4.03 mg/g, 6.73 mg/g, and 9.65 mg/g. Additionally, the pseudo second order model was linearized into its four types. The results indicated that the material obtained show the ability to remove cadmium ions from an aqueous solution.

Keywords: magnetic adsorbent; adsorption; cadmium ions; kinetic study.

INTRODUCTION

Cadmium ions have a negative effect on human health because of its toxicity (Abbasi *et al.*, 2020; Buema *et al.*, 2020). Many researchers have investigated the possibility of eliminating cadmium ions from an aqueous solution (Bagheri *et al.*, 2019; Es-sahbany *et al.*, 2021). One of the most applied

¹ National Institute of Research and Development for Technical Physics, Iasi, Romania

² Université de Rennes, École Nationale Supérieure de Chimie de Rennes, CNRS, ISCR-UMR6226, F-35000 Rennes, France

³ "Gheorghe Asachi" Technical University of Iasi, Faculty of Chemical Engineering and Environmental Protection, Iasi, Romania

methods to remove cadmium ions is the adsorption process (Sun *et al.*, 2019; Yang *et al.*, 2018; Yilmaz *et al.*, 2020; Zhang *et al.*, 2021). For example, *hydroxyapatite porous materials* were used as adsorbents for cadmium removal (Ramdania *et al.*, 2020). Yaacoubi *et al.* studied the removal of cadmium from water using a *natural phosphate* as an adsorbent (Yaacoubi *et al.*, 2014). *Biochars Produced from Agro-Residues* adsorbents were studied by the research group of López *et al.* (2020). Also, the literature shows studies about recycling fly ash in adsorption domain, taking into account that the unused fly ash presents a problem (specifically, the modified fly ashes as adsorbent were investigated (Harja *et al.*, 2015; Mushtaq *et al.*, 2019; Buema *et al.*, 2020; Huang *et al.*, 2020).

In the last period, of particular interest among the adsorbents presented in the literature are magnetic materials based on fly ash. An advantage of the synthesized adsorbent is that it is easily separated from the aqueous solution using an external magnet.

The properties of fly ash were combined with the properties of Fe_3O_4 in order to obtain a good magnetic adsorbent. Therefore, the aim of this study was to evaluate the ability of one material obtained from fly ash treated with Fe_3O_4 to be used in the cadmium ion adsorption process. The obtained product was analysed through morphological, chemical, physical, and magnetic properties.

The capacity of this material for cadmium adsorption was discussed as

a function of the initial concentration and contact time. Kinetic data were evaluated with the pseudo first order model and pseudo second order model (four types of its linearization).

MATERIALS AND METHODS

The fly ash used in this research was collected from CET II Holboca, located in Iasi, North-East Romania. Fe_3O_4 was purchased from Alfa Aesar and used without any pre-treatment. All chemical reagents were analytical grade and used as received.

Material synthesis

The adsorbent was prepared as described in a previous work (Harja *et al.*, 2021). Fly ash was used as the starting material. The adsorbent was prepared by mixing the fly ash with Fe_3O_4 ; a ratio of 9/1 Fly ash/ Fe_3O_4 was used. The contact time of the synthesis was 4 h.

It should be noted that the adsorbent synthesized is quickly separated from the aqueous solution by an external magnetic field.

Material characterization

The obtained adsorbent was characterized before the adsorption study. Thus, several techniques were applied for the characterization: SEM, EDAX, XRD, FTIR, BET surface area, and VSM.

Adsorption experiments

The initial cadmium solutions were prepared by diluting a stock cadmium nitrate tetrahydrate solution (500 mg/L) with distilled water.

Two adsorption conditions, such as initial cadmium concentration and contact time, were used in order to study the cadmium adsorption capacity and cadmium removal efficiency, respectively.

The experiments were performed at laboratory room temperature, a pH of 5 in

the Erlenmeyer flasks containing 25 mL of solution with an initial cadmium concentration of 50 mg/L, 70 mg/L, and 100 mg/L, and 20 mg of the adsorbent. The prepared material was withdrawn from the aqueous solutions, and the cadmium concentration in the supernatant was analyzed using a UV-vis spectrophotometer at 576 nm using xylenolorange (C₃₁H₂₈N₂Na₄O₁₃S). The experiments were performed with intermittent stirring.

The parameters used in this experiment are presented in Table 1.

Table 1 - Parameters used in the batch experiments

Parameter	Value
pH	5
Adsorbent dose	20 mg/25 mL
Initial Concentration, mg/L	50, 70, 100
Contact time, min	5-120
Temperature, °C	25

The cadmium adsorption capacity, q (mg/g), was calculated using Eq. (1):

$$q = \frac{(C_0 - C_e)V}{m} \quad (1)$$

The cadmium removal efficiency, R (%), was calculated using Eq. (2):

$$R = \frac{(C_0 - C_e)V}{C_0} \times 100 \quad (2)$$

where, C_0 and C_e are the initial and equilibrium cadmium concentrations (mg/L), q is the amount of cadmium adsorbed onto the adsorbent (mg/g), V represents the volume of cadmium solution (L), m is the quantity of adsorbent (g).

RESULTS AND DISCUSSION

Characterization of adsorbent

The comprehensive characterization of the adsorbent can be found in the literature (Harja *et al.*, 2021). An overview of the material characterization is presented below (Fig. 1).

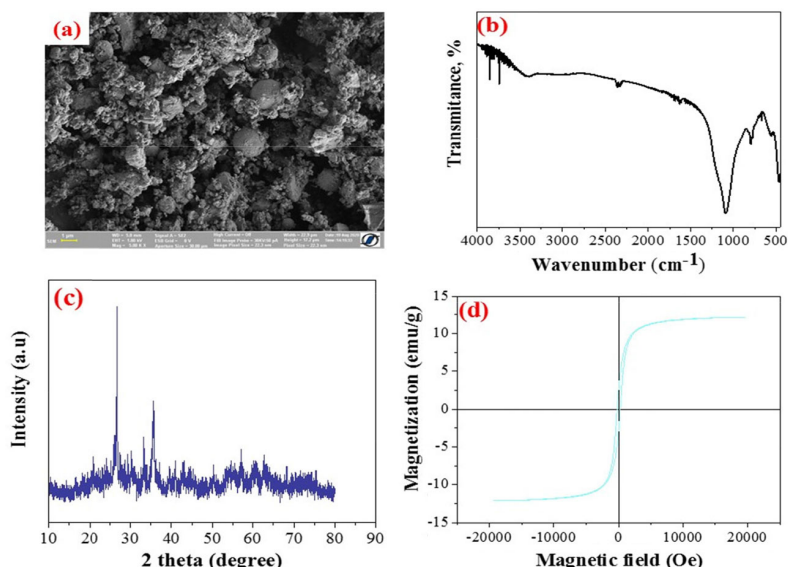


Figure 1 - Adsorbent characterization (a) SEM analysis; (b) FTIR analysis; (c) XRD analysis; (d) VSM analysis

FLY ASH MAGNETIC ADSORBENT FOR CADMIUM ION REMOVAL FROM AN AQUEOUS SOLUTION

The surface area of the adsorbent is $6.153 \text{ m}^2/\text{g}$, while the chemical composition obtained through EDAX analysis revealed that the adsorbent contains C: 18.25%, O: 46.72%, Si: 13.95%, Al: 10.22%, Ca: 1.7%, Fe: 7.74%, K: 0.41%, Mg: 0.34%, Ti: 0.67%.

Kinetic study

The establishment of the time needed to reach equilibrium in the adsorption process is essential in wastewater treatment applications. The parameters for the design of adsorption devices can be established through the results of the kinetic study. The influence of contact time was studied at three different

concentrations. The study was conducted with 20 mg/25 mL dose of adsorbent, a pH value of 5, 120 min contact time, and a temperature of 25°C with intermittent stirring. The results are presented in *Fig. 2*. This shows that there is an increase in adsorption capacity when the initial cadmium concentration was increased from 50 mg/L to 70 mg/L and 100 mg/L. On the other hand, the adsorption capacity was increased by increasing the contact time from 5 to 120 min. Also, the results show that the equilibrium is reached quickly (in approx. 45 min of contact time). This fact can be attributed to the active sites of the adsorbent surface.

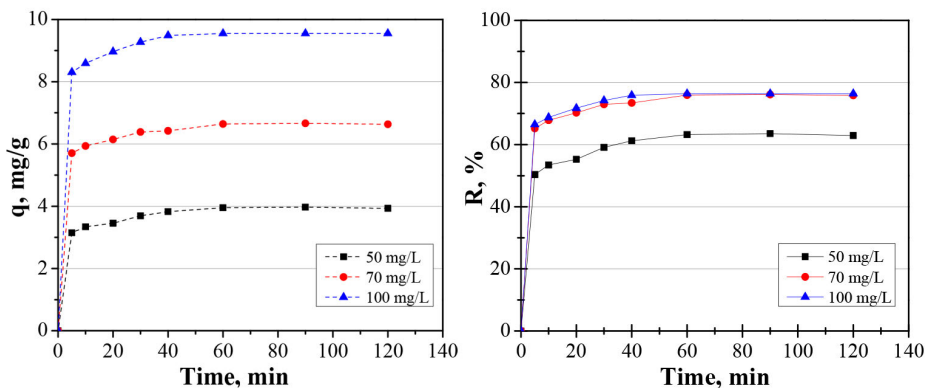


Figure 2 - Cadmium adsorption as a function of the initial concentration and contact time

The data obtained in the batch experiments at 50 mg/L, 70 mg/L, and 100 mg/L were analyzed for the best fit through two kinetic models: pseudo first order and pseudo second order (Buema *et al.*, 2020), which are graphically represented in *Fig. 3*. The calculated parameters are presented in *Table 2*. From *Table 2*, it can be seen that the k_1 values calculated from the

pseudo first order model for cadmium adsorption onto the prepared material were 0.0552, 0.0442, and 0.0796. The k_2 values were 0.1168, 0.1064, and 0.0976. The calculated adsorption capacity is consistent with the experimental data. Based on the correlation coefficient, R^2 , it can be stated that the kinetic data are better fit through the pseudo second order

model (Pashai Gatabi *et al.*, 2016; Kahrizi *et al.*, 2018), with a maximum adsorption capacity of 4.03 mg/g, 6.73 mg/g, and 9.65 mg/g. Additionally,

the pseudo second order model was linearized in its four linearization types, Fig. 4 (a-c).

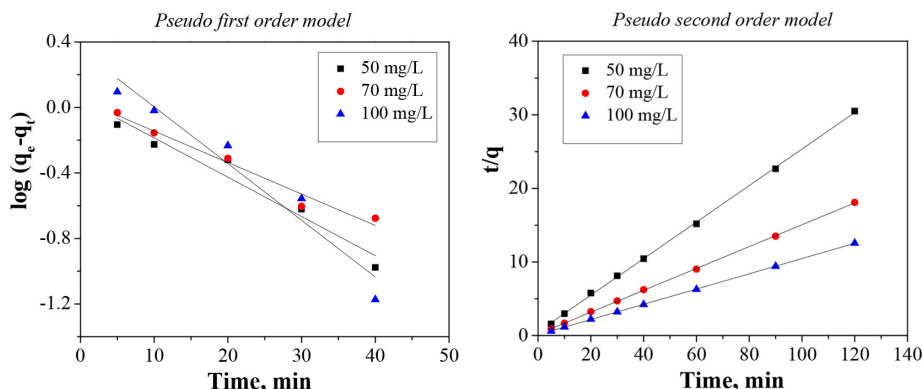
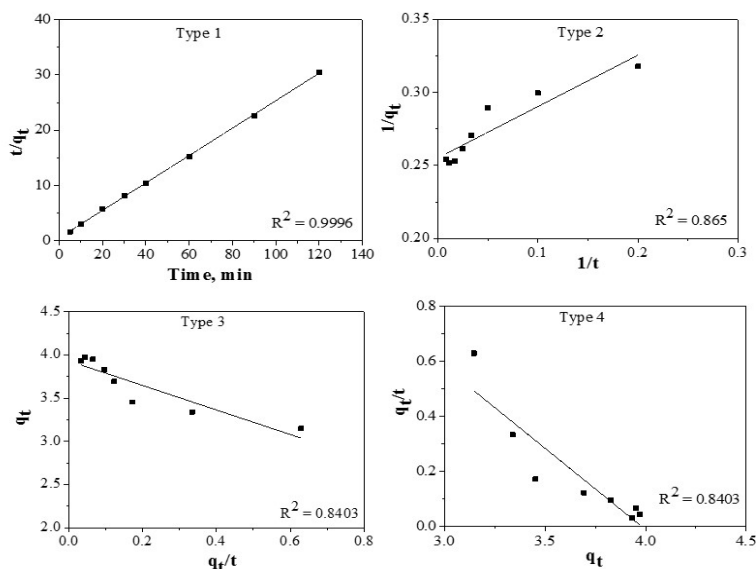


Figure 3 - Adsorption kinetics for cadmium

Table 2 - Kinetic parameters of cadmium adsorption

Initial cadmium concentration	Pseudo first order model		Pseudo second order model			
	k_1 , 1/min	R^2	q_e exp, mg/g	q_e cal, mg/g	k_2 , g/mg min	R^2
50 mg/L	0.0552	0.9563	3.93	4.03	0.1168	0.9996
70 mg/L	0.0442	0.9722	6.63	6.73	0.1064	0.9999
100 mg/L	0.0796	0.9463	9.55	9.65	0.0976	0.9999



(a) Initial cadmium concentration = 50 mg/L

FLY ASH MAGNETIC ADSORBENT FOR CADMIUM ION REMOVAL FROM AN AQUEOUS SOLUTION

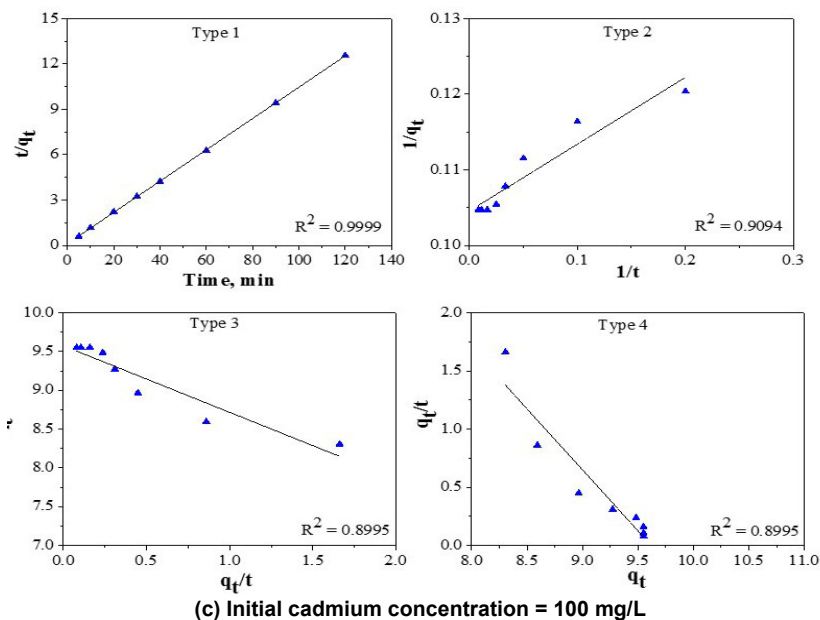
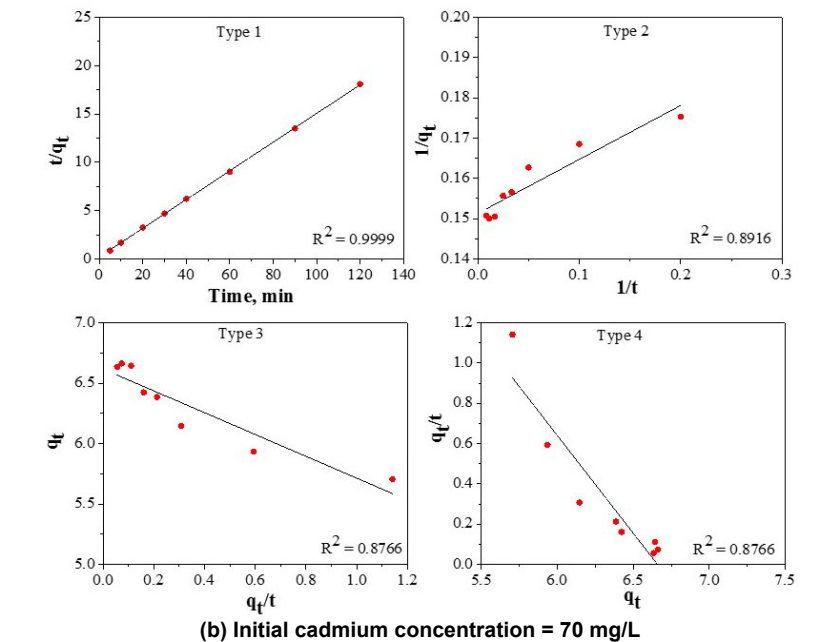


Figure 4 - Pseudo second order model Type 1 - Type 4

This model was linearized into four forms (Type 1 - Type 4) in order to make a comparison between the differences that occur from the application of the linear regression method to kinetic data. It should be noted that the most popular linear form used in the specialized literature is Type 1. *Table 3* reports the data.

From *Table 3*, it can be seen that the values of the *k* parameter obtained from the four linear forms are different. The correlation coefficient value, R^2 , of Linear Type 1 shows the highest result. The other three types of the pseudo second order model

exhibited an unfavorable fit between linearized versions with the experimental data, the R^2 values being lower compared with Type 1. Based on the results obtained, it can be stated that is not recommended to estimate the pseudo second order parameters by Type 2, 3, and 4. Consequently, Type 1 is able to represent the cadmium adsorption onto the *prepared material*.

Table 4 shows a comparison of the cadmium adsorption capacities reported in the literature and those obtained for the magnetic material prepared in this study.

Table 3 - Pseudo second order kinetic parameters obtained from the linear forms

Kinetic model	Parameters	Values		
		50 mg/L	70 mg/L	100 mg/L
Type I	q_e (mg/g)	4.03	6.73	9.65
	k (g/mg min)	0.1168	0.1064	0.0976
	R^2	0.9996	0.9999	0.9999
Type II	q_e (mg/g)	3.92	6.61	9.57
	k (g/mg min)	0.1852	0.1707	0.1234
	R^2	0.865	0.8916	0.9094
Type III	q_e (mg/g)	3.93	6.62	9.57
	k (g/mg min)	0.3614	0.1365	0.0897
	R^2	0.8403	0.8766	0.8995
Type IV	q_e (mg/g)	3.98	6.66	9.62
	k (g/mg min)	0.1485	0.1457	0.1089
	R^2	0.8403	0.8766	0.8995

Table 4 – Summary of cadmium adsorption capacity from selected studies

Adsorbent	q, mg/g	References
Magnetic biochar composite	1.67; 2.74; 2.95	Reddy and Lee, 2014
Iron oxide nanoparticles with tangerine peel extract	10.9	Ehrampoush <i>et al.</i> , 2015
BC600, BC800, MBC600-0.6300, MBC800-0.6300	10.82; 13.02; 24.32; 39.26	Khan <i>et al.</i> , 2020
Imogolite, Magnetite, Imo-Fe25, Imo-Fe50	9.1; 13.1; 17.4; 22.7	Arancibia-Miranda <i>et al.</i> , 2020
Fe ₃ O ₄ -chitosan composite	4.78; 9.34; 13.69; 17.85	Rai <i>et al.</i> , 2021
Deposited silt	0.0453	Korake and Jadhao, 2021
FA/Fe₃O₄	4.03; 6.73; 9.65	Current study

It must be emphasized that the adsorption conditions were different. From *Table 4*, it can be seen that the magnetic material obtained shows good adsorption capacity.

CONCLUSION

This research presents preliminary results of an ongoing study regarding cadmium adsorption using a low cost magnetic material based on fly ash. On the basis of the results, the following conclusions can be drawn:

The adsorbent synthesized was characterized using six basic techniques.

The influence of two parameters, initial cadmium concentration and contact time, were investigated for the cadmium adsorption experiments performed in this study. The results show that the adsorption of cadmium ion on the adsorbent surface is dependent on the contact time and initial concentration.

The study reported that using the proposed working conditions, cadmium ions were removed with an adsorption capacity of 4.03 mg/g, 6.73 mg/g, and 9.65 mg/g, respectively.

The results were fitted using two kinetic models. The R^2 values for the pseudo second order model were higher compared to the pseudo first order model for all three working concentrations. Consequently, it can be stated that the chemical adsorption process is predominant.

The overall results suggest that a magnetic material can be used as a low cost adsorbent for treating

aqueous solutions polluted with cadmium ions.

Acknowledgment. This work is funded by the UEFISCDI Agency through Project PN-III-P1-1.2-PCCDI-2017-0152 (Contract No. 75PCCDI/2018).

REFERENCES

- Abbasi, H., Salimi, F. & Golmohammadi, F. (2020).** Removal of cadmium from aqueous solution by nano composites of bentonite/TiO₂ and bentonite/ZnO using photocatalysis adsorption process. *Silicon*, 12: 2721-2731. <https://doi.org/10.1007/s12633-019-00372-6>
- Bagheri, S., Amini, M.M., Behbahani, M. & Rabiee, G. (2019).** Low cost thiol-functionalized mesoporous silica, KIT-6-SH, as a useful adsorbent for cadmium ions removal: A study on the adsorption isotherms and kinetics of KIT-6-SH. *Microchem.J.*, 145: 460-469. <https://doi.org/10.1016/j.microc.2018.11.006>
- Buema, G., Lupu, N., Chiriac, H., Roman, T., Porcescu, M., Ciobanu, G., Burghila, D.V. & Harja, M. (2020).** Eco-Friendly materials obtained by Fly ash sulphuric activation for cadmium ions removal. *Materials*, 13(16): 3584. <https://doi.org/10.3390/ma13163584>
- Buema, G., Harja, M., Lupu, N., Chiriac, H., Forminte, L., Ciobanu, G., Bucur, D. & Bucur, R.D. (2021).** Adsorption performance of modified fly ash for copper ion removal from aqueous solution. *Water*, 13: 207. <https://doi.org/10.3390/w13020207>
- Es-sahbany, H., El Hachimi, M.L., Hsissou, R., Belfaquir, M., Es-sahbany, K., Nkhili, S., Loutfi, M. & Elyoubi, M.S. (2021).** Adsorption of heavy metal (Cadmium) in synthetic wastewater by the natural clay as a potential adsorbent (Tangier-Tetouan-Al Hoceima-Morocco region). *Materials Today*:

- Proceedings. <https://doi.org/10.1016/j.matpr.2020.12.1102>
- Harja, M., Buema, G., Bulgariu, L., Bulgariu, D., Sutiman, D.M. & Ciobanu, G. (2015).** Removal of cadmium (II) from aqueous solution by adsorption onto modified algae and ash. *Korean J.Chem.Eng.*, 32: 1804-1811. <https://doi.org/10.1007/s11814-015-0016-z>
- Harja, M., Buema, G., Lupu, N., Chiriac, H., Herea, D.D. & Ciobanu, G. (2021).** Fly ash coated with magnetic materials with improved adsorption capacities. *Materials*, 14: 63. <https://doi.org/10.3390/ma14010063>
- Huang, X., Zhao, H., Hu, X., Liu, F., Wang, L., Xin Zhao, X., Gao, P. & Ji, P. (2020).** Optimization of preparation technology for modified coal fly ash and its adsorption properties for Cd²⁺. *J.Hazard.Mater.*, 392: 12246. <https://doi.org/10.1016/j.jhazmat.2020.122461>
- Kahrizi, P., Mohseni-Shahri, F.S. & Moeinpour, F. (2018).** Adsorptive removal of cadmium from aqueous solutions using NiFe₂O₄/hydroxyapatite/graphene quantum dots as a novel nano-adsorbent. *J. Nanostructure Chem.*, 8: 441-452. <https://doi.org/10.1007/s40097-018-0284-3>
- López, J.E., Builes, S., Heredia Salgado, M.A., Tarelho, L.A.C., Arroyave, C., Aristizábal, A. & Chavez, E. (2020).** Adsorption of cadmium using biochars produced from agro-residues. *J.Phys.Chem. C*, 124(27): 14592-14602.
- Mushtaq, F., Zahid, M., Bhatti, I.A., Nasir, S. & Hussain, T. (2019).** Possible applications of coal fly ash in wastewater treatment. *J. Environ. Manage.*, 240: 27-46. <https://doi.org/10.1016/j.jenvman.2019.03.054>
- Pashai Gatabi, M., Milani Moghaddam, H. & Ghorbani, M. (2016).** Efficient removal of cadmium using magnetic multiwalled carbon nanotube nanoadsorbents: equilibrium, kinetic, and thermodynamic study. *J. Nanoparticle Res.*, 18: 189. <https://doi.org/10.1007/s11051-016-3487-x>
- Ramdania, A., Kadechea, A., Adjdirdir, M., Talebc, Z., Ikhroua, D., Talebc, S. & André Deratani, A. (2020).** Lead and cadmium removal by adsorption process using hydroxyapatite porous materials. *Water Pract.Technol.*, 15(1): 130. <https://doi.org/10.2166/wpt.2020.003>
- Sun, H., Xia, N., Liu, Z., Kong, F. & Wang, S. (2019).** Removal of copper and cadmium ions from alkaline solutions using chitosan-tannin functional paper materials as adsorbent. *Chemosphere*, 236: 124370. <https://doi.org/10.1016/j.chemosphere.2019.124370>
- Yaacoubi, H., Zidani, O., Mouflih, M., Gourai, M. & Sebti, S. (2014).** Removal of Cadmium from water using Natural phosphate as Adsorbent. *Procedia Eng.*, 83: 386-393. <https://doi.org/10.1016/j.proeng.2014.09.039>
- Yang, T., Sheng, L., Wang, Y., Wyckoff, K.N., He, C. & He, Q. (2018).** Characteristics of cadmium sorption by heat-activated red mud in aqueous solution. *Sci.Rep.*, 8: 1355. <https://doi.org/10.1038/s41598-018-31967-5>
- Yilmaz, E., Erenler, F.M. & Boztuğ, A. (2020).** Synthesis and modification of amine-terminated maleic anhydride butyl acrylate copolymer and investigation of adsorption properties for cadmium (II) ions (Cd²⁺). *J.Mol.Struct.*, 1222:128924. <https://doi.org/10.1016/j.molstruc.2020.128924>
- Zhang, D., Zhang, K., Hu, X., He, Q., Yan, J. & Xue, Y. (2021).** Cadmium removal by MgCl₂ modified biochar derived from crayfish shell waste: Batch adsorption, response surface analysis and fixed bed filtration. *J.Hazard.Mater.*, 408:124860. <https://doi.org/10.1016/j.jhazmat.2020.124860>